



## Leckhampton with Warden Hill Neighbourhood Plan: Summary report

This report was created on Thursday 26 January 2023 at 13:19 and includes **29** responses.

The activity ran from 16/11/2022 to 20/01/2023.

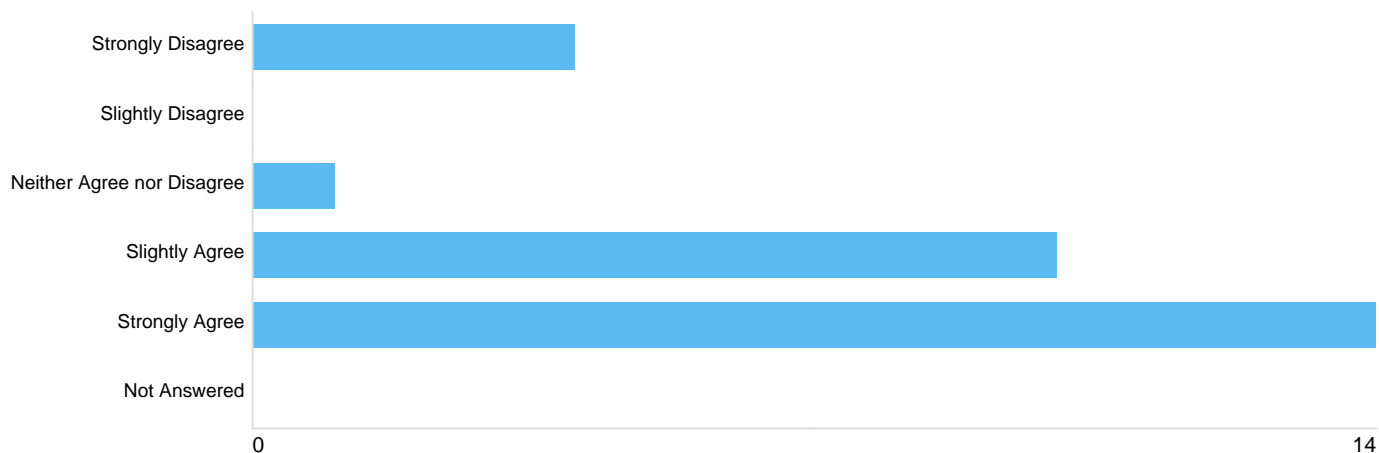
### Contents

Question 1: To what extent do you agree or disagree with the draft Vision?	2
Vision	2
Question 2: If you'd like to comment further on the draft Vision, please do so here	2
Vision comments	2
Question 3: To what extent do you agree or disagree with the draft Objectives?	3
Objectives - Promote a good quality of life	3
Objectives - Make sure we get the right new housing	3
Objectives - Promote and enhance local green space	4
Objectives - Seek ongoing improvements to travel and transport	4
Objectives - Involve local people	5
Question 4: If you'd like to comment further on the draft Objectives, please do so here	5
Objectives comments	5
Question 5: To what extent do you agree or disagree with this policy?	5
Policy 1	5
Question 6: If you'd like to comment further on this policy, please do so here	6
Policy 1 comments	6
Question 7: To what extent do you agree or disagree with this policy?	6
Policy 2	6
Question 8: If you'd like to comment further on this policy, please do so here	6
Policy 2 comments	6
Question 9: To what extent do you agree or disagree with this policy?	6
Policy 3	6
Question 10: If you'd like to comment further on this policy, please do so here	7
Policy 3 comments	7
Question 11: To what extent do you agree or disagree with this policy?	7
Policy 4	7
Question 12: If you'd like to comment further on this policy, please do so here	7
Policy 4 comments	7
Question 13: To what extent do you agree or disagree with this policy?	7
Policy 5	7
Question 14: If you'd like to comment further on this policy, please do so here	8
Policy 5 comments	8
Question 15: To what extent do you agree or disagree with this policy?	8
Policy 6	8
Question 16: If you'd like to comment further on this policy, please do so here	8
Policy 6 comments	8
Question 17: To what extent do you agree or disagree with this policy?	8
Policy 7	8
Question 18: If you'd like to comment further on this policy, please do so here	9
Policy 7 comments	9
Question 19: To what extent do you agree or disagree that the draft Neighbourhood Plan is presented clearly?	9
Clarity	9
Question 20: Please use this space to make any further comments on any of the contents of the draft Leckhampton with Warden Hill Neighbourhood Plan.	9
Final comments	9
Question 21: What is your name?	9
Name	9
Question 22: What is your email address?	9
Email	9
Question 23: What is your postcode?	9
Postcode	9

Question 24: What is your age?	10
Age	10
Question 25: What is your gender identity?	10
Gender	10
If you selected different term please let us know your preferred term	11
Question 26: Is this the same gender you were assigned at birth?	11
Gender	11
Question 27: What is your ethnicity?	12
Ethnicity	12
Question 28: Do you have any long-standing illness, disability or infirmity? (Long-standing means anything that has troubled you over a period of time or that is likely to affect you over a period of time)?	13
Disability	13
Question 29: How many individuals in total are there in your household?	13
People	13
Question 30: How many individuals in your household are aged under 18?	13
Children	13

### Question 1: To what extent do you agree or disagree with the draft Vision?

#### *Vision*



Option	Total	Percent
Strongly Disagree	4	13.79%
Slightly Disagree	0	0.00%
Neither Agree nor Disagree	1	3.45%
Slightly Agree	10	34.48%
Strongly Agree	14	48.28%
Not Answered	0	0.00%

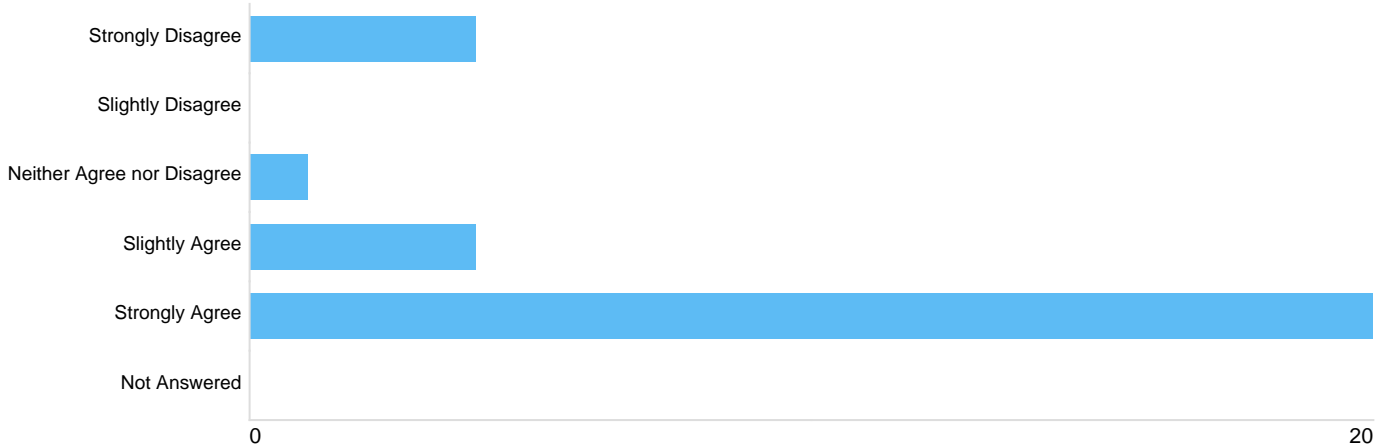
### Question 2: If you'd like to comment further on the draft Vision, please do so here

#### *Vision comments*

There were **22** responses to this part of the question.

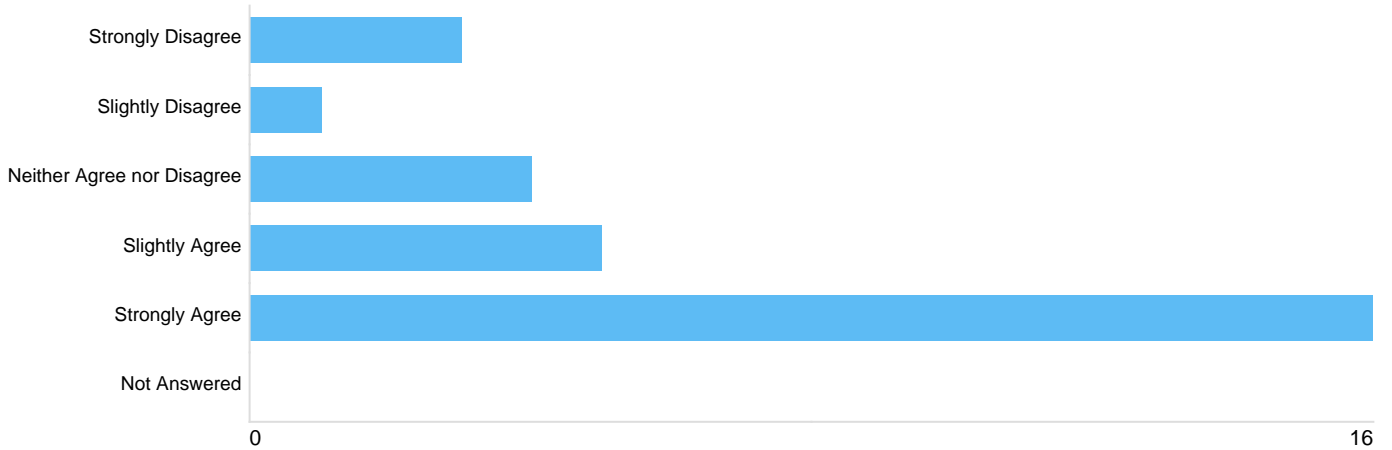
**Question 3: To what extent do you agree or disagree with the draft Objectives?**

**Objectives - Promote a good quality of life**




Option	Total	Percent
Strongly Disagree	4	13.79%
Slightly Disagree	0	0.00%
Neither Agree nor Disagree	1	3.45%
Slightly Agree	4	13.79%
Strongly Agree	20	68.97%
Not Answered	0	0.00%

**Objectives - Make sure we get the right new housing**



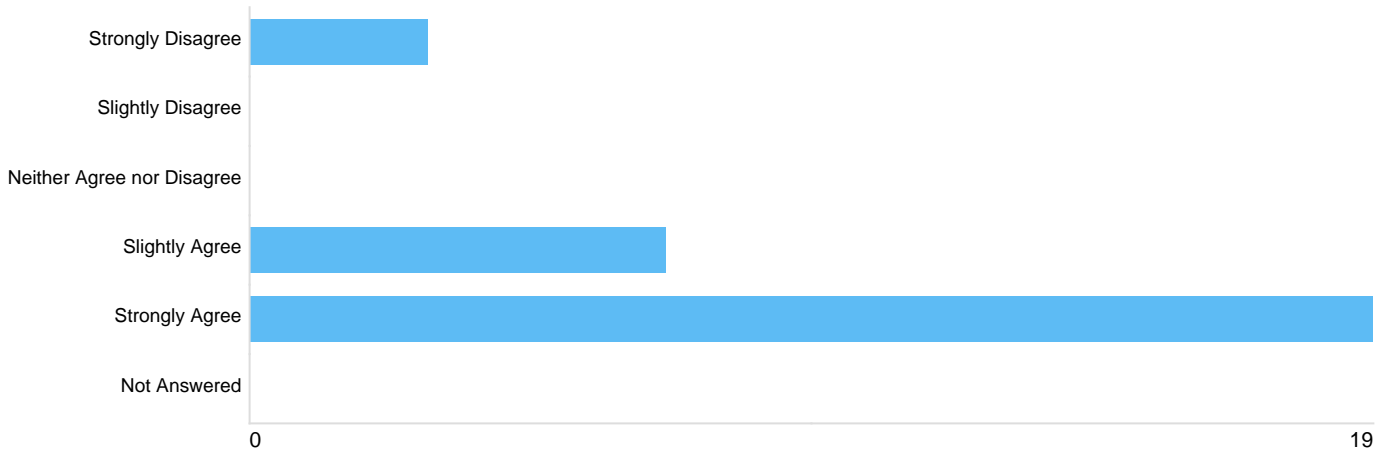
Option	Total	Percent
Strongly Disagree	3	10.34%
Slightly Disagree	1	3.45%
Neither Agree nor Disagree	4	13.79%
Slightly Agree	5	17.24%
Strongly Agree	16	55.17%
Not Answered	0	0.00%

**Objectives - Promote and enhance local green space**



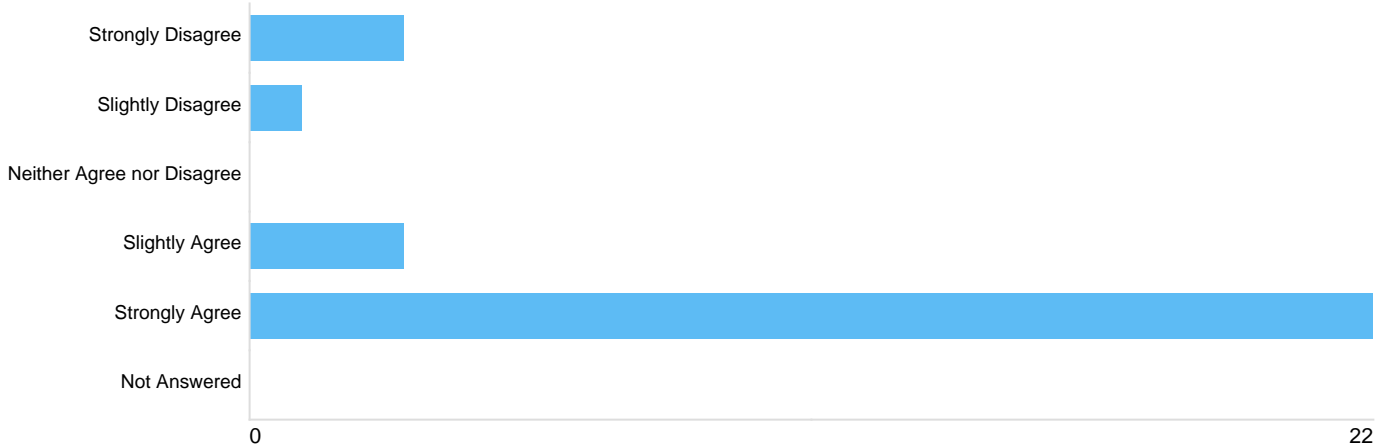
Option	Total	Percent
Strongly Disagree	1	3.45%
Slightly Disagree	1	3.45%
Neither Agree nor Disagree	2	6.90%
Slightly Agree	2	6.90%
Strongly Agree	23	79.31%
Not Answered	0	0.00%

**Objectives - Seek ongoing improvements to travel and transport**



Option	Total	Percent
Strongly Disagree	3	10.34%
Slightly Disagree	0	0.00%
Neither Agree nor Disagree	0	0.00%
Slightly Agree	7	24.14%
Strongly Agree	19	65.52%
Not Answered	0	0.00%

**Objectives - Involve local people**



Option	Total	Percent
Strongly Disagree	3	10.34%
Slightly Disagree	1	3.45%
Neither Agree nor Disagree	0	0.00%
Slightly Agree	3	10.34%
Strongly Agree	22	75.86%
Not Answered	0	0.00%

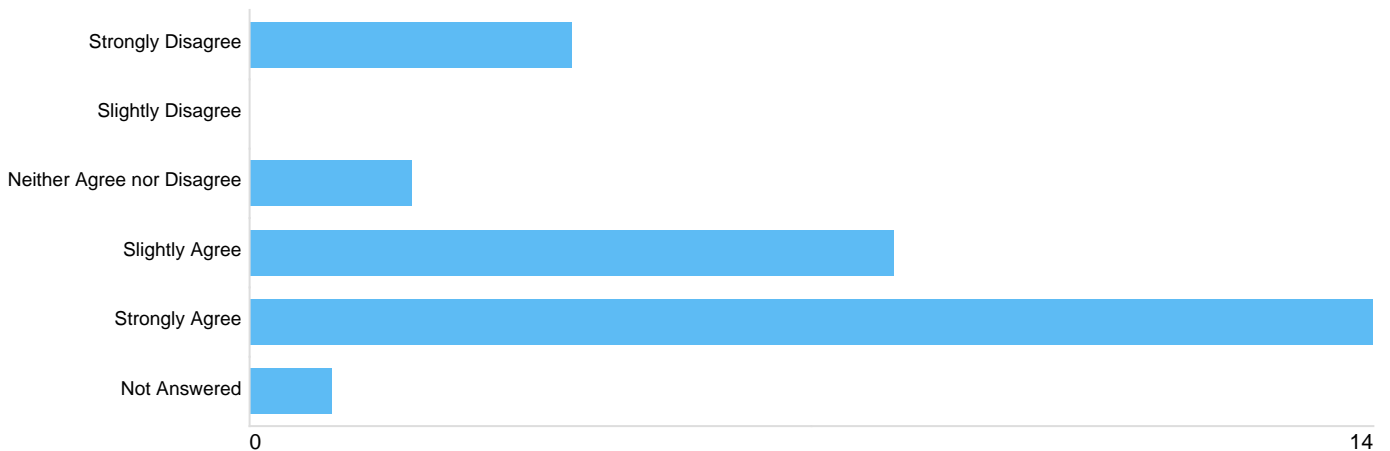
**Question 4: If you'd like to comment further on the draft Objectives, please do so here**

**Objectives comments**

There were 19 responses to this part of the question.

**Question 5: To what extent do you agree or disagree with this policy?**

**Policy 1**



Option	Total	Percent
Strongly Disagree	4	13.79%
Slightly Disagree	0	0.00%
Neither Agree nor Disagree	2	6.90%
Slightly Agree	8	27.59%
Strongly Agree	14	48.28%
Not Answered	1	3.45%

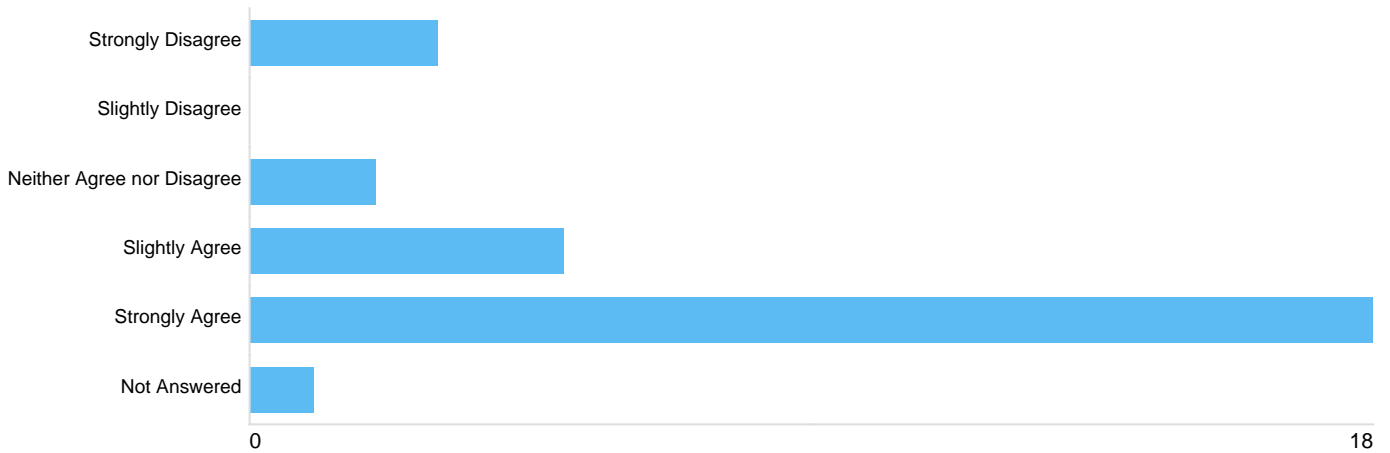
**Question 6: If you'd like to comment further on this policy, please do so here**

**Policy 1 comments**

There were 12 responses to this part of the question.

**Question 7: To what extent do you agree or disagree with this policy?**

**Policy 2**



Option	Total	Percent
Strongly Disagree	3	10.34%
Slightly Disagree	0	0.00%
Neither Agree nor Disagree	2	6.90%
Slightly Agree	5	17.24%
Strongly Agree	18	62.07%
Not Answered	1	3.45%

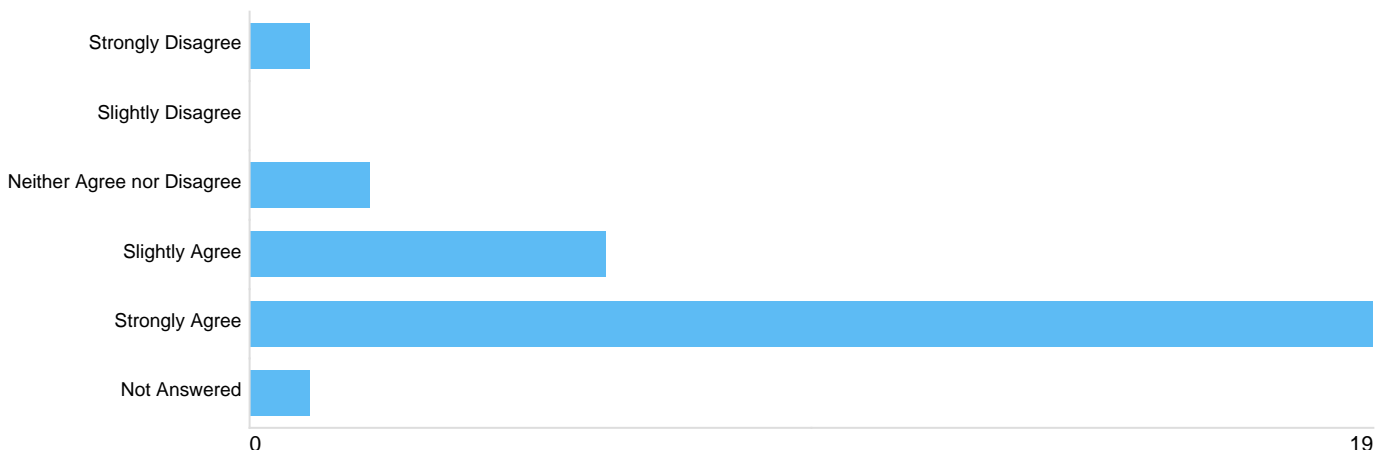
**Question 8: If you'd like to comment further on this policy, please do so here**

**Policy 2 comments**

There were 15 responses to this part of the question.

**Question 9: To what extent do you agree or disagree with this policy?**

**Policy 3**



Option	Total	Percent
Strongly Disagree	1	3.45%
Slightly Disagree	0	0.00%
Neither Agree nor Disagree	2	6.90%
Slightly Agree	6	20.69%
Strongly Agree	19	65.52%
Not Answered	1	3.45%

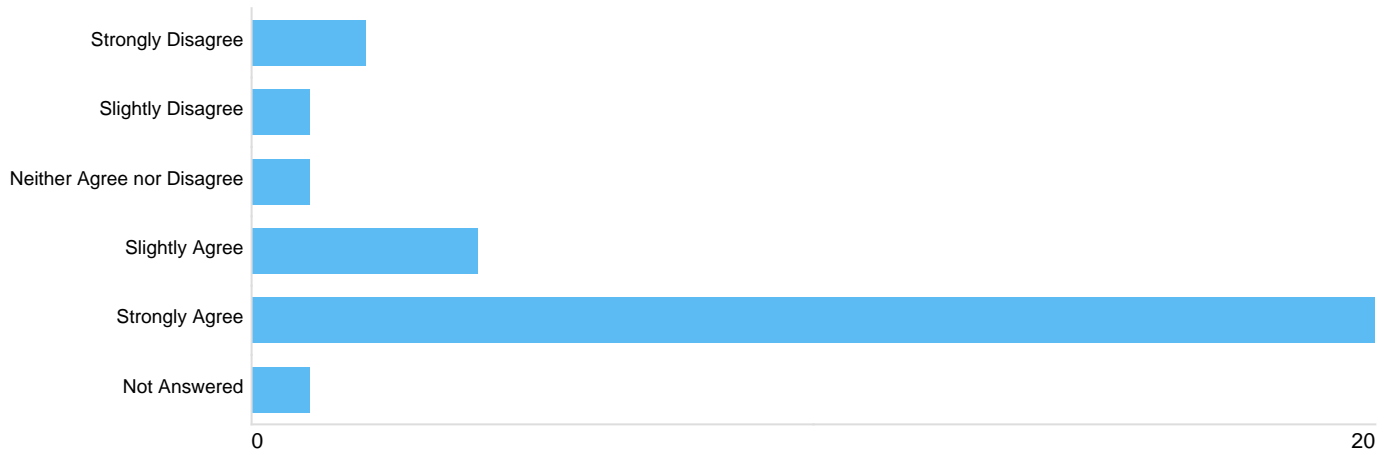
**Question 10: If you'd like to comment further on this policy, please do so here**

**Policy 3 comments**

There were 10 responses to this part of the question.

**Question 11: To what extent do you agree or disagree with this policy?**

**Policy 4**



Option	Total	Percent
Strongly Disagree	2	6.90%
Slightly Disagree	1	3.45%
Neither Agree nor Disagree	1	3.45%
Slightly Agree	4	13.79%
Strongly Agree	20	68.97%
Not Answered	1	3.45%

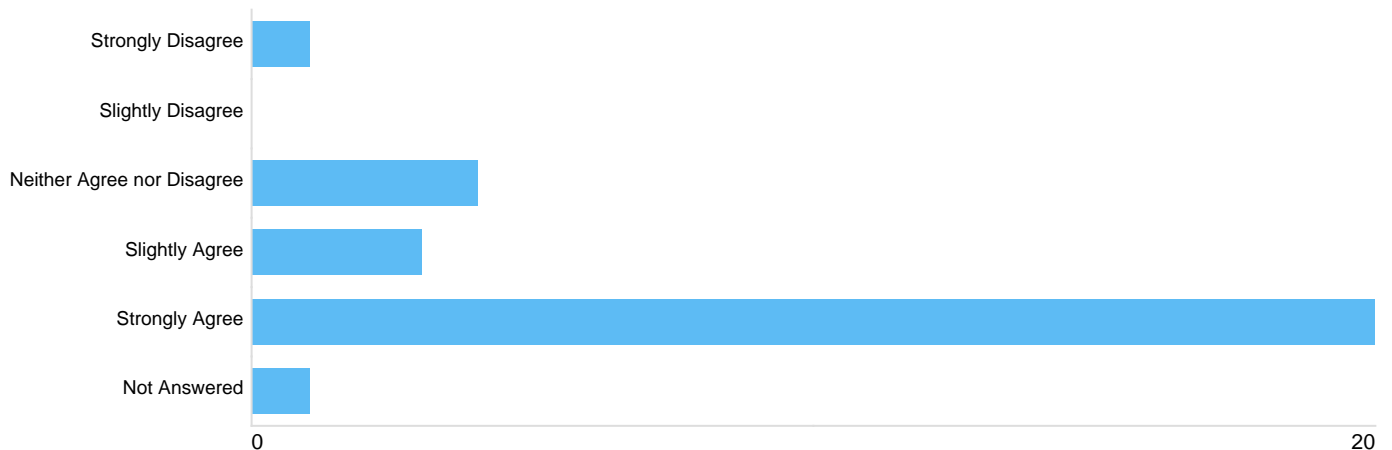
**Question 12: If you'd like to comment further on this policy, please do so here**

**Policy 4 comments**

There were 12 responses to this part of the question.

**Question 13: To what extent do you agree or disagree with this policy?**

**Policy 5**



Option	Total	Percent
Strongly Disagree	1	3.45%
Slightly Disagree	0	0.00%
Neither Agree nor Disagree	4	13.79%
Slightly Agree	3	10.34%
Strongly Agree	20	68.97%
Not Answered	1	3.45%

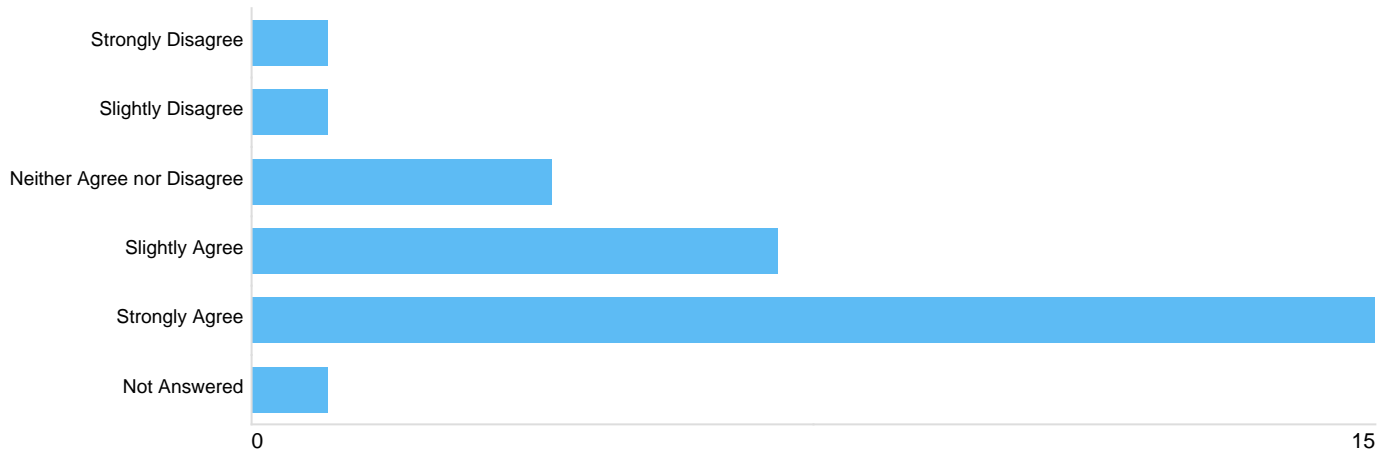
**Question 14: If you'd like to comment further on this policy, please do so here**

**Policy 5 comments**

There were 9 responses to this part of the question.

**Question 15: To what extent do you agree or disagree with this policy?**

**Policy 6**



Option	Total	Percent
Strongly Disagree	1	3.45%
Slightly Disagree	1	3.45%
Neither Agree nor Disagree	4	13.79%
Slightly Agree	7	24.14%
Strongly Agree	15	51.72%
Not Answered	1	3.45%


**Question 16: If you'd like to comment further on this policy, please do so here**

**Policy 6 comments**

There were 3 responses to this part of the question.

**Question 17: To what extent do you agree or disagree with this policy?**

**Policy 7**





Option	Total	Percent
Strongly Disagree	2	6.90%
Slightly Disagree	0	0.00%
Neither Agree nor Disagree	0	0.00%
Slightly Agree	4	13.79%
Strongly Agree	23	79.31%
Not Answered	0	0.00%

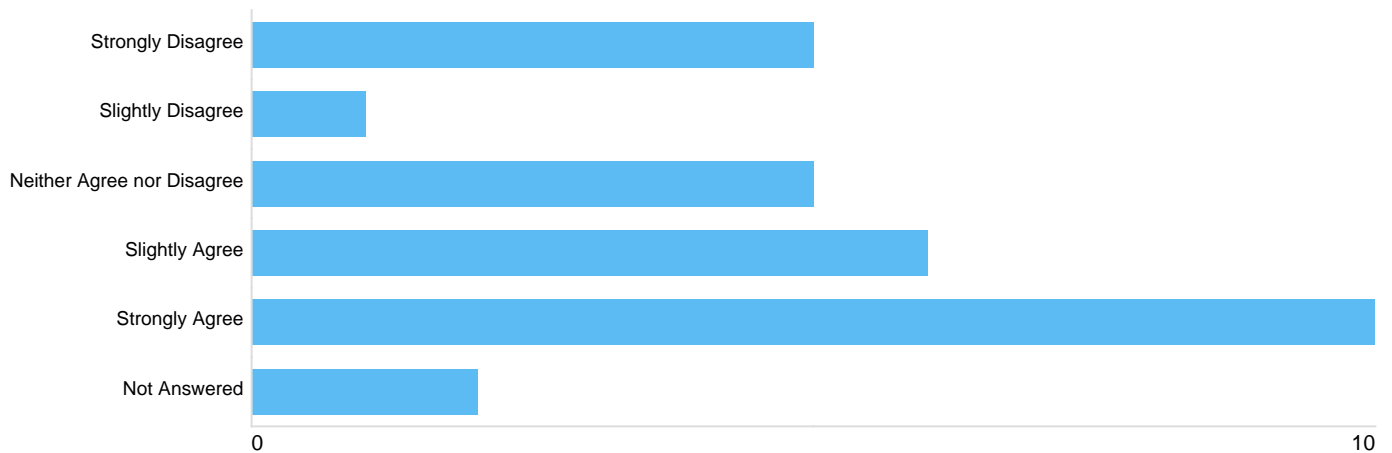
**Question 18: If you'd like to comment further on this policy, please do so here**

**Policy 7 comments**

There were 13 responses to this part of the question.

**Question 19: To what extent do you agree or disagree that the draft Neighbourhood Plan is presented clearly?**

**Clarity**



Option	Total	Percent
Strongly Disagree	5	17.24%
Slightly Disagree	1	3.45%
Neither Agree nor Disagree	5	17.24%
Slightly Agree	6	20.69%
Strongly Agree	10	34.48%
Not Answered	2	6.90%

**Question 20: Please use this space to make any further comments on any of the contents of the draft Leckhampton with Warden Hill Neighbourhood Plan.**

**Final comments**

There were 13 responses to this part of the question.

**Question 21: What is your name?**

**Name**

There were 23 responses to this part of the question.

**Question 22: What is your email address?**

**Email**

There were 22 responses to this part of the question.

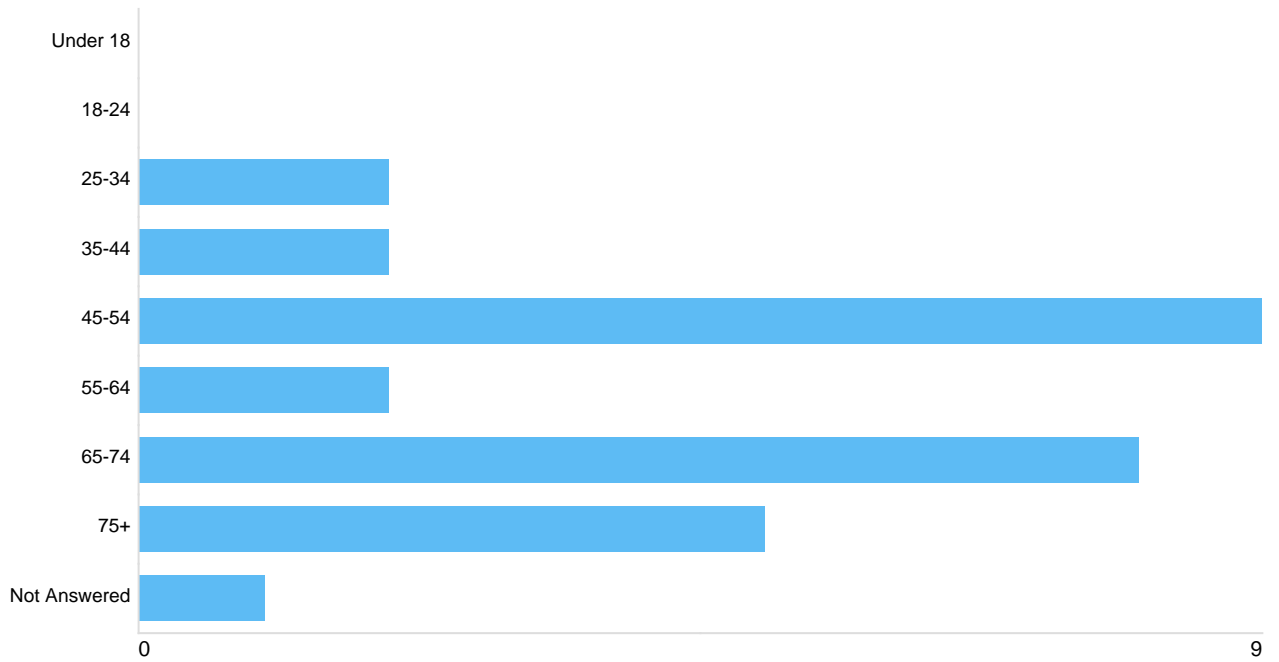
**Question 23: What is your postcode?**

**Postcode**

There were 29 responses to this part of the question.

**Question 24: What is your age?**

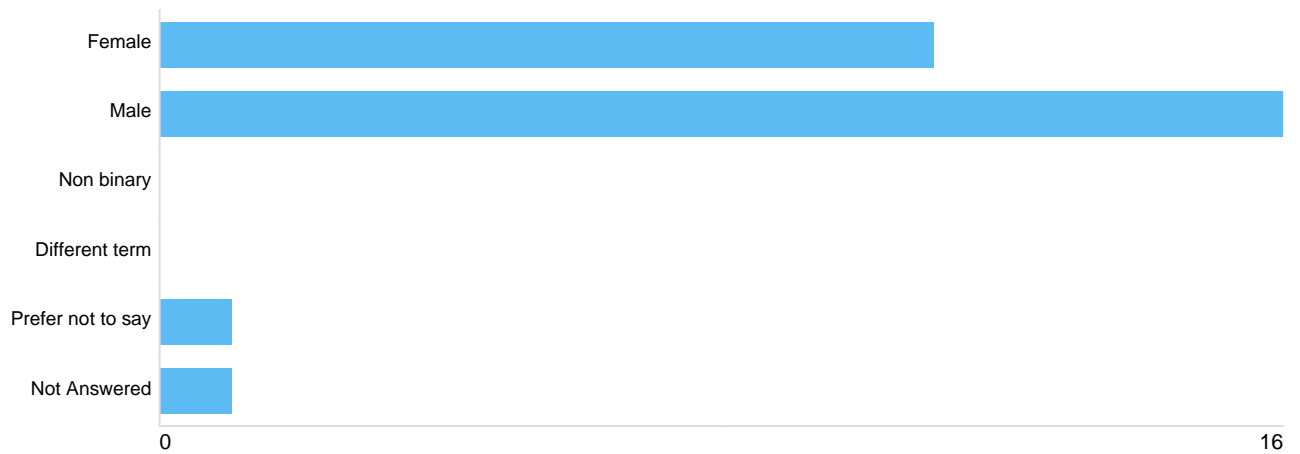
**Age**



Option	Total	Percent
Under 18	0	0.00%
18-24	0	0.00%
25-34	2	6.90%
35-44	2	6.90%
45-54	9	31.03%
55-64	2	6.90%
65-74	8	27.59%
75+	5	17.24%
Not Answered	1	3.45%

**Question 25: What is your gender identity?**

**Gender**



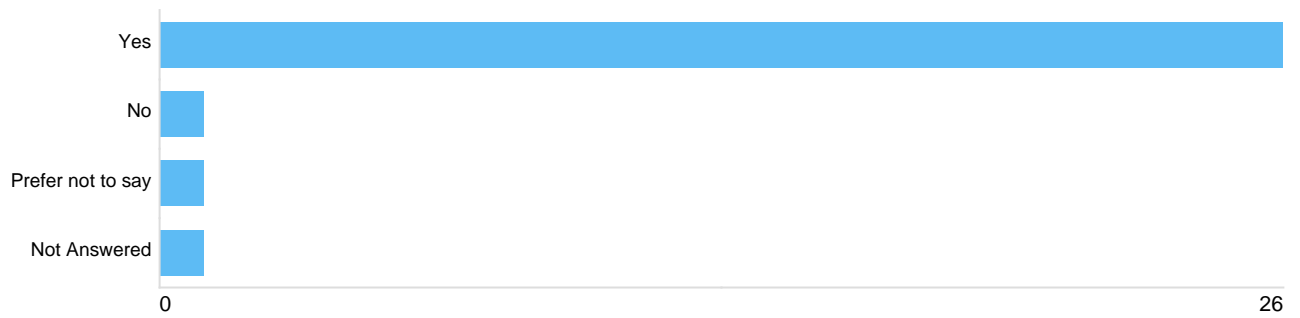
Option	Total	Percent
Female	11	37.93%
Male	16	55.17%
Non binary	0	0.00%
Different term	0	0.00%
Prefer not to say	1	3.45%
Not Answered	1	3.45%

*If you selected different term please let us know your preferred term*

There were 0 responses to this part of the question.

**Question 26: Is this the same gender you were assigned at birth?**

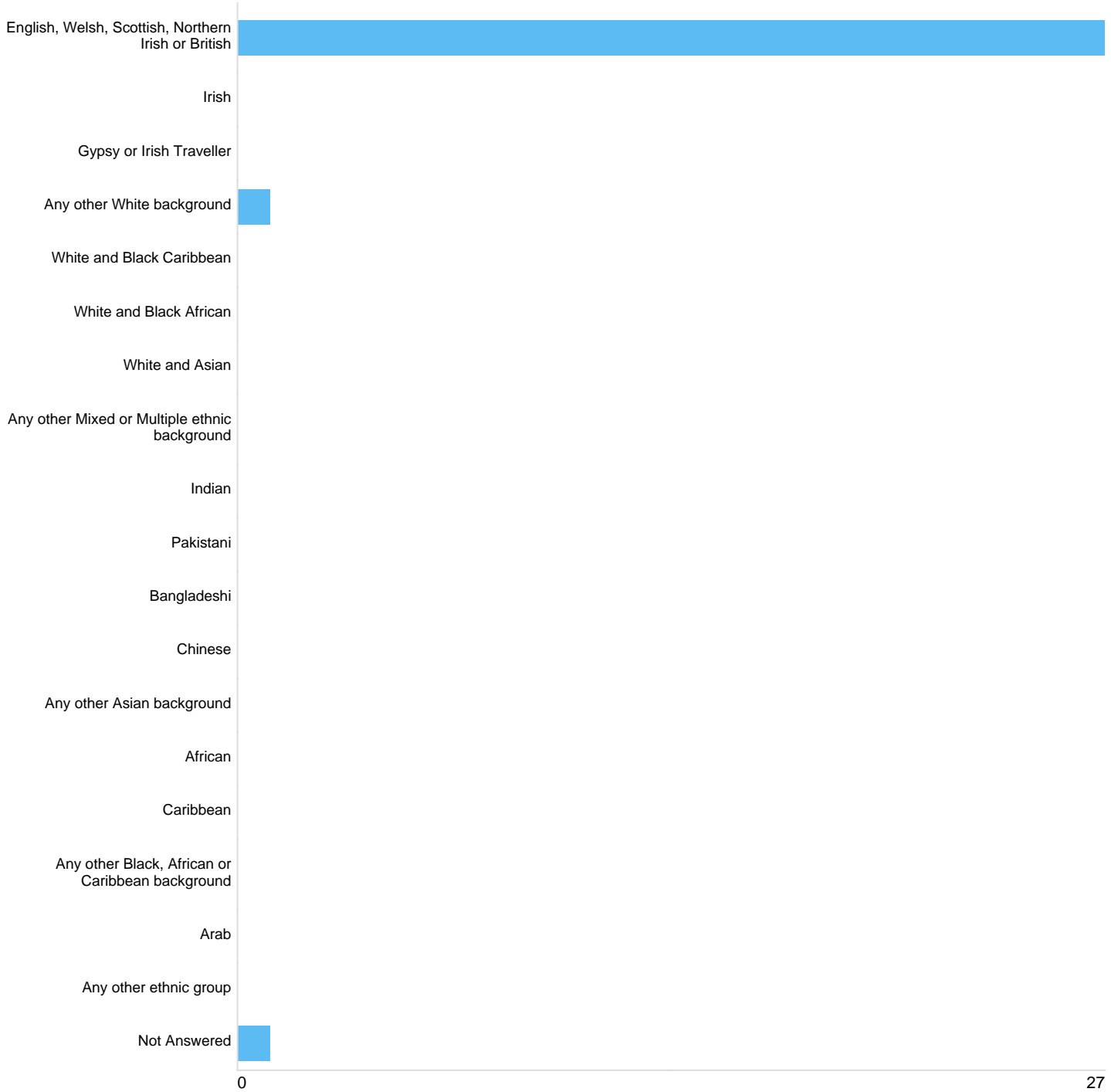
**Gender**



Option	Total	Percent
Yes	26	89.66%
No	1	3.45%
Prefer not to say	1	3.45%
Not Answered	1	3.45%

**Question 27: What is your ethnicity?**

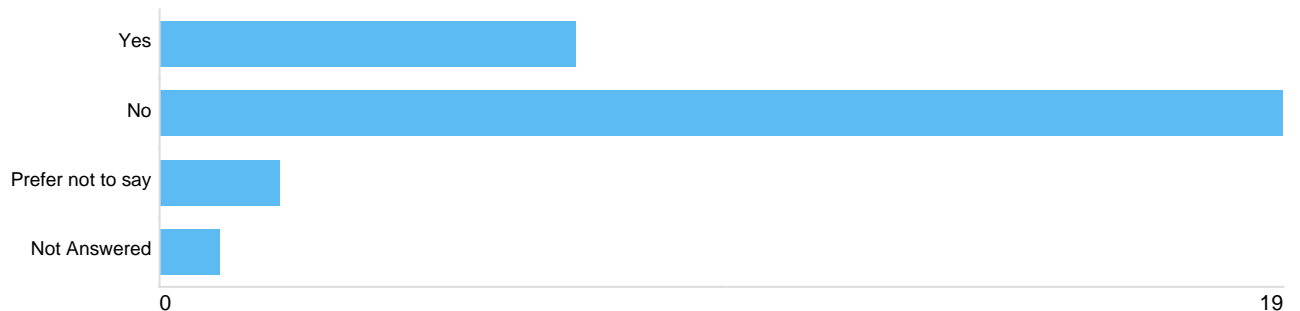
**Ethnicity**



Option	Total	Percent
English, Welsh, Scottish, Northern Irish or British	27	93.10%
Irish	0	0.00%
Gypsy or Irish Traveller	0	0.00%
Any other White background	1	3.45%
White and Black Caribbean	0	0.00%
White and Black African	0	0.00%
White and Asian	0	0.00%
Any other Mixed or Multiple ethnic background	0	0.00%
Indian	0	0.00%
Pakistani	0	0.00%
Bangladeshi	0	0.00%
Chinese	0	0.00%
Any other Asian background	0	0.00%
African	0	0.00%
Caribbean	0	0.00%
Any other Black, African or Caribbean background	0	0.00%
Arab	0	0.00%
Any other ethnic group	0	0.00%
Not Answered	1	3.45%

**Question 28: Do you have any long-standing illness, disability or infirmity? (Long-standing means anything that has troubled you over a period of time or that is likely to affect you over a period of time)?**

**Disability**



Option	Total	Percent
Yes	7	24.14%
No	19	65.52%
Prefer not to say	2	6.90%
Not Answered	1	3.45%

**Question 29: How many individuals in total are there in your household?**

**People**

There were **29** responses to this part of the question.

**Question 30: How many individuals in your household are aged under 18?**

**Children**

There were **28** responses to this part of the question.